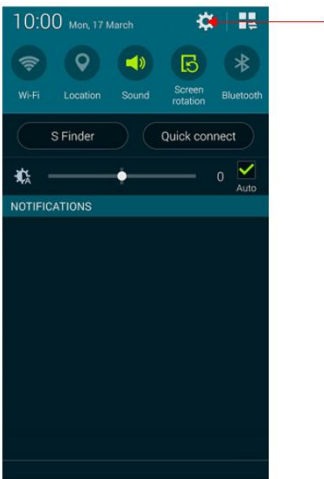

Manual Network Selection

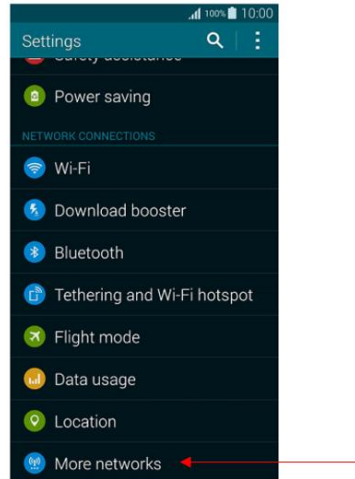
How to manually set up a network on s5's
Useful for international shows

1. Slide your finger down the display starting from the top edge of your phone.

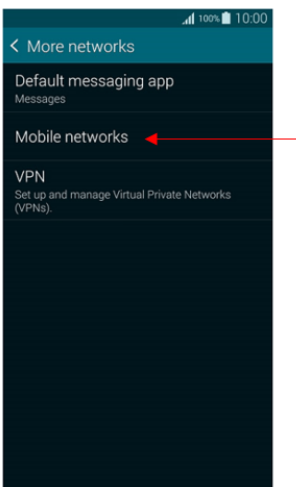
2. Press the *Settings* icon.



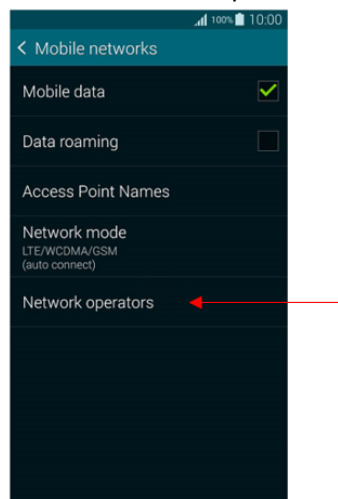
3. Press *More networks*.



4. Press *Mobile networks*.



5. Press *Network operators*.

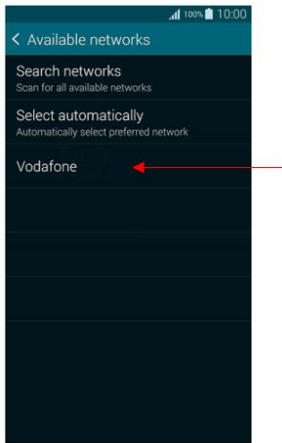


6. The phone searches for networks within range.

7. Select one of the following options:

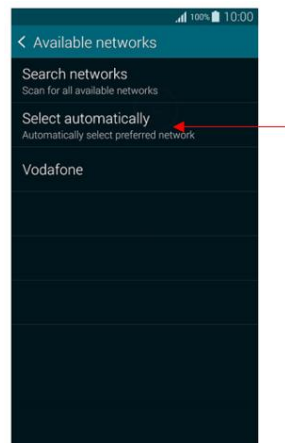
- i. Select network **manually**, go to **8a**.
- ii. Select network **automatically**, go to **8b**.

8a. Press the required network.



The display will tell you if you have access to the network you've chosen.

8b. Press Select automatically.



9. Press the Home key to return to the home screen.

